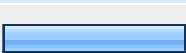



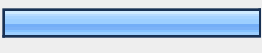








## 2009 Capital Christian Middle School Parent Survey

1. Please indicate your child's grade level: (Choose all that apply.)			
		Response Percent	Response Count
6th Grade		27.5%	33
7th Grade		29.2%	35
8th Grade		45.8%	55
		<i>answered question</i>	<b>120</b>
		<i>skipped question</i>	<b>0</b>

2. Please rate the over-all customer service you and your family receive from Capital Christian Middle School.			
		Response Percent	Response Count
Excellent		49.0%	51
Very good		39.4%	41
Good		10.6%	11
Needs improvement		1.0%	1
		<i>answered question</i>	<b>104</b>
		<i>skipped question</i>	<b>16</b>

3. Please evaluate our staff & teachers - are they friendly, courteous, and helpful to you?							
	Always	Often	Sometimes	Never	N/A	Response Count	
Office Staff	78.5% (84)	19.6% (21)	0.9% (1)	0.0% (0)	0.9% (1)	107	
Teachers	51.4% (55)	39.3% (42)	7.5% (8)	0.0% (0)	1.9% (2)	107	
Administrators	70.1% (75)	20.6% (22)	2.8% (3)	1.9% (2)	4.7% (5)	107	
						<i>answered question</i>	<b>107</b>
						<i>skipped question</i>	<b>13</b>

4. Do you feel your child's teachers demonstrate Christ-like qualities in the classroom?			
		Response Percent	Response Count
Always		46.2%	48
Often		37.5%	39
Sometimes		11.5%	12
Never		0.0%	0
Not sure		4.8%	5
In what ways does your child's teachers demonstrate or not demonstrate Christ-like qualities in the classroom?			40
<b>answered question</b>			<b>104</b>
<b>skipped question</b>			<b>16</b>






5. Do you feel the school's administrators are approachable and available to you and your child.						
	Always	Often	Sometimes	Never	Not sure	Response Count
Parent	68.0% (70)	26.2% (27)	4.9% (5)	1.0% (1)	0.0% (0)	103
Child	57.1% (56)	30.6% (30)	7.1% (7)	1.0% (1)	4.1% (4)	98
If rarely or never, please share suggestions you might have on how we can improve in this area.						7
<b>answered question</b>						<b>105</b>
<b>skipped question</b>						<b>15</b>

6. Are teachers/administrators receptive to your ideas and concerns?						
	Always	Often	Sometimes	Never	N/A	Response Count
Teachers	<b>40.4% (42)</b>	35.6% (37)	14.4% (15)	1.0% (1)	8.7% (9)	104
Administrators	<b>54.6% (53)</b>	27.8% (27)	6.2% (6)	0.0% (0)	11.3% (11)	97
How could we improve in this area?						17
<b>answered question</b>						<b>105</b>
<b>skipped question</b>						<b>15</b>




7. When calling/emailing with a question or concern, do you receive a timely response from office staff, teachers, and administrators?						
	Always	Often	Sometimes	Never	N/A	Response Count
Office Staff	<b>79.0% (83)</b>	17.1% (18)	0.0% (0)	0.0% (0)	3.8% (4)	105
Teachers	<b>54.9% (56)</b>	28.4% (29)	9.8% (10)	2.0% (2)	4.9% (5)	102
Administrators	<b>65.0% (67)</b>	14.6% (15)	4.9% (5)	0.0% (0)	15.5% (16)	103
Please share with us any suggestions you might have on how we could improve in this area.						21
<b>answered question</b>						<b>105</b>
<b>skipped question</b>						<b>15</b>





8. Do you and your child feel welcome, supported, and cared for at Capital Christian Middle School?					
	Always	Often	Sometimes	Never	Response Count
Child	<b>66.0% (66)</b>	28.0% (28)	6.0% (6)	0.0% (0)	100
Parent	<b>69.3% (70)</b>	26.7% (27)	4.0% (4)	0.0% (0)	101
Additional comments?					14
<b>answered question</b>					<b>104</b>
<b>skipped question</b>					<b>16</b>

**9. Please rate our safety procedures, such as emergency preparedness, dropping off/picking up your child, etc...**



		Response Percent	Response Count
Excellent		36.2%	38
<b>Very good</b>		<b>44.8%</b>	<b>47</b>
Good		15.2%	16
Needs improvement		2.9%	3
Not sure		1.0%	1
Additional comments?			18
<b>answered question</b>			<b>105</b>
<b>skipped question</b>			<b>15</b>





**10. Do you feel connected to your child's school through newsletters, planner, calendars, meetings, email communication, attending special programs, field trips, etc...?**

		Response Percent	Response Count
Yes		74.0%	77
Somewhat		24.0%	25
Not at all		1.0%	1
Not sure		1.0%	1
If somewhat or not at all, how would you like to be more connected to your child's school?			17
<b>answered question</b>			<b>104</b>
<b>skipped question</b>			<b>16</b>






11. Please share your opinion of the CCS dress code.			
		Response Percent	Response Count
I like it, don't change anything.		60.0%	63
I like it, but it needs updating.		32.4%	34
I like it, but it's too restricting.		8.6%	9
I don't think it's necessary, I wish CCS didn't have a dress code.		1.9%	2
Additional comments?			34
<b>answered question</b>			<b>105</b>
<b>skipped question</b>			<b>15</b>





12. In what area of the school could we improve?			
			Response Count
			54
<b>answered question</b>			<b>54</b>
<b>skipped question</b>			<b>66</b>





13. Would you recommend Capital Christian Middle School to your friends and family members?			
		Response Percent	Response Count
Yes		97.2%	103
No		2.8%	3
If no, please share some of the reasons why you would not.			5
<b>answered question</b>			<b>106</b>
<b>skipped question</b>			<b>14</b>





14. Do you feel your child is learning and growing in his/her relationship with God at CCS?				
			Response Percent	Response Count
Yes			68.6%	70
Somewhat			27.5%	28
Not at all			2.0%	2
Not sure			2.0%	2
Additional comments?				23
<b>answered question</b>				<b>102</b>
<b>skipped question</b>				<b>18</b>





15. Please evaluate our Bible classes and chapels. (Choose as many as apply.)							
	Challenging	Interesting	Boring	Relevant to my child's life	Irrelevant to my child's life	Not sure	Response Count
Bible classes	26.3% (26)	<b>58.6% (58)</b>	6.1% (6)	37.4% (37)	2.0% (2)	5.1% (5)	99
Chapels	16.3% (16)	<b>54.1% (53)</b>	14.3% (14)	38.8% (38)	1.0% (1)	8.2% (8)	98
<b>answered question</b>							<b>101</b>
<b>skipped question</b>							<b>19</b>




16. Please rate the quality of the education your child is receiving from CCS.			
		Response Percent	Response Count
Excellent		37.6%	38
<b>Very good</b>		<b>48.5%</b>	<b>49</b>
Good		8.9%	9
Needs improvement		4.0%	4
Not sure		1.0%	1
Additional comments?			13
<b>answered question</b>			<b>101</b>
<b>skipped question</b>			<b>19</b>






17. How confident are you in your child's teachers and their ability to teach?			
		Response Percent	Response Count
<b>Very confident</b>		<b>59.4%</b>	<b>60</b>
Somewhat confident		38.6%	39
Not confident at all		1.0%	1
Not sure		1.0%	1
If you are not confident, please share any suggestions you might have on how we could improve in this area.			18
<b>answered question</b>			<b>101</b>
<b>skipped question</b>			<b>19</b>

18. Do you feel your child's teachers expect and promote academic excellence?			
		Response Percent	Response Count
Always		47.5%	48
Often		38.6%	39
Sometimes		11.9%	12
Never		0.0%	0
Not sure		2.0%	2
Additional comments?			13
<b>answered question</b>			<b>101</b>
<b>skipped question</b>			<b>19</b>

19. Please rate your child's amount of homework.			
		Response Percent	Response Count
Too much		36.4%	36
Too little		2.0%	2
<b>Just enough</b>		<b>54.5%</b>	<b>54</b>
Not sure		7.1%	7
Additional comments?			30
<b>answered question</b>			<b>99</b>
<b>skipped question</b>			<b>21</b>


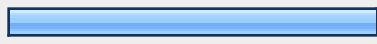


20. Do your child's teachers set a positive tone and have control of their classroom?			
		Response Percent	Response Count
Always		28.6%	28
<b>Often</b>		<b>50.0%</b>	<b>49</b>
Sometimes		10.2%	10
Never		0.0%	0
Not sure		11.2%	11
Additional comments?			20
<b>answered question</b>			<b>98</b>
<b>skipped question</b>			<b>22</b>

21. Has CCMS effectively communicated available guidance services and information to you and your student, such as the resource program, counseling, etc...?			
		Response Percent	Response Count
Yes		46.0%	46
Somewhat		35.0%	35
Not at all		19.0%	19
If not at all, please share any suggestions you might have on how we could improve in this area.			19
<b>answered question</b>			<b>100</b>
<b>skipped question</b>			<b>20</b>

22. Do the school's discipline procedures improve student behavior?				
			Response Percent	Response Count
Always			20.8%	20
<b>Often</b>			<b>32.3%</b>	<b>31</b>
Sometimes			21.9%	21
Never			1.0%	1
Not sure			24.0%	23
Additional comments?				20
<b>answered question</b>				<b>96</b>
<b>skipped question</b>				<b>24</b>

23. Do you believe the discipline procedures at CCS are fair and consistent?						
	Always	Often	Sometimes	Never	Not sure	Response Count
Fair	26.8% (26)	<b>41.2% (40)</b>	14.4% (14)	0.0% (0)	17.5% (17)	97
Consistent	24.4% (22)	<b>40.0% (36)</b>	16.7% (15)	2.2% (2)	16.7% (15)	90
Additional comments?						16
<b>answered question</b>						<b>98</b>
<b>skipped question</b>						<b>22</b>



24. Do you believe your child's school encourages and enforces positive social interaction among the students by enforcing a zero tolerance policy for bullying, teasing, harassment, etc...?						
	Always	Often	Sometimes	Never	Not sure	Response Count
Encourages	<b>50.0% (49)</b>	25.5% (25)	11.2% (11)	1.0% (1)	12.2% (12)	98
Enforces	<b>33.3% (31)</b>	32.3% (30)	19.4% (18)	2.2% (2)	12.9% (12)	93
Additional comments?						26
<b>answered question</b>						<b>99</b>
<b>skipped question</b>						<b>21</b>


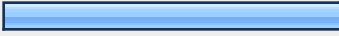
25. Considering the overall education your child receives at CCS, please rate tuition prices.			
		Response Percent	Response Count
Under priced		1.0%	1
<b>Fairly priced</b>		<b>56.7%</b>	<b>55</b>
Slightly overpriced		26.8%	26
Overpriced		15.5%	15
Additional comments?			22
<b>answered question</b>			<b>97</b>
<b>skipped question</b>			<b>23</b>

26. How often does your child utilize the cafeteria services?			
		Response Percent	Response Count
Daily		22.4%	22
Often (1 or more times per week)		24.5%	24
<b>Occasionally (5 or more times per month)</b>		<b>35.7%</b>	<b>35</b>
Never		15.3%	15
Not Sure		2.0%	2
<i>answered question</i>			<b>98</b>
<i>skipped question</i>			<b>22</b>

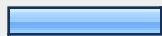

27. If you are not utilizing the cafeteria services often, please tell us why. (Choose as many as apply.)			
		Response Percent	Response Count
<b>Food overpriced</b>		<b>61.9%</b>	<b>39</b>
Food slightly overpriced		38.1%	24
Not enough food choices		14.3%	9
Inconvenient payment process		7.9%	5
Child does not like food choices		20.6%	13
Poor food quality		9.5%	6
Portions are too small		4.8%	3
Additional Comments?			26
<i>answered question</i>			<b>63</b>
<i>skipped question</i>			<b>57</b>

28. How well is CCS developing your child's potential from a foundation of Biblical truth?						
	Excellent	Very good	Good	Needs improvement	Not sure	Response Count
Spiritually	52.0% (51)	32.7% (32)	11.2% (11)	4.1% (4)	0.0% (0)	98
Academically	45.9% (45)	33.7% (33)	15.3% (15)	5.1% (5)	0.0% (0)	98
Socially	40.8% (40)	37.8% (37)	15.3% (15)	6.1% (6)	0.0% (0)	98
Physically	49.0% (48)	27.6% (27)	16.3% (16)	6.1% (6)	1.0% (1)	98
Additional comments?						17
<b>answered question</b>						<b>98</b>
<b>skipped question</b>						<b>22</b>

29. Do you feel the philosophy of CCS has been effectively communicated to you?			
		Response Percent	Response Count
Yes		99.0%	96
No		1.0%	1
<b>answered question</b>			<b>97</b>
<b>skipped question</b>			<b>23</b>

30. If CCS offered daily student bus or van transportation to and from school. would you utilize it?			
		Response Percent	Response Count
Yes		48.5%	48
No		51.5%	51
<b>answered question</b>			<b>99</b>
<b>skipped question</b>			<b>21</b>

31. If CCS were to offer daily (before/after school) student transportation using a convenient central pick-up/drop-off location, what monthly dollar value would you pay?		
		Response Count
		53
<i>answered question</i>		53
<i>skipped question</i>		67

32. Do you know families who do not send their children to CCS because of transportation issues?			
		Response Percent	Response Count
Yes		23.2%	22
No		76.8%	73
If yes, in what area do they live?			18
<i>answered question</i>			95
<i>skipped question</i>			25

33. Please share with us if you have any suggestions or comments regarding student transportation at CCS.		Response Count
		16
<i>answered question</i>		16
<i>skipped question</i>		104