






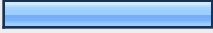









2009 Capital Christian Elementary School Parent Survey

1. Please indicate your child's grade level: (Choose all that apply.)			
		Response Percent	Response Count
Kindergarten		28.0%	44
1st Grade		18.5%	29
2nd Grade		17.2%	27
3rd Grade		17.2%	27
4th Grade		21.0%	33
5th Grade		22.3%	35
		answered question	157
		skipped question	0

2. Please rate the over-all customer service you and your family receive from Capital Christian Elementary School.			
		Response Percent	Response Count
Excellent		54.3%	75
Very good		31.9%	44
Good		9.4%	13
Needs improvement		4.3%	6
		answered question	138
		skipped question	19

3. Please evaluate our staff & teachers - are they friendly, courteous, and helpful to you?						
	Always	Often	Sometimes	Never	N/A	Response Count
Office Staff	83.0% (117)	13.5% (19)	2.8% (4)	0.0% (0)	0.7% (1)	141
Teachers	67.4% (95)	22.0% (31)	9.9% (14)	0.7% (1)	0.0% (0)	141
Administrators	70.9% (100)	16.3% (23)	7.1% (10)	1.4% (2)	4.3% (6)	141
	<i>answered question</i>					141
	<i>skipped question</i>					16

4. Do you feel your child's teacher demonstrates Christ-like qualities in the classroom?			
		Response Percent	Response Count
Always		72.3%	102
Often		17.0%	24
Sometimes		5.7%	8
Never		1.4%	2
Not sure		3.5%	5
In what ways does your child's teacher demonstrate or not demonstrate Christ-like qualities in the classroom?			75
	<i>answered question</i>		141
	<i>skipped question</i>		16


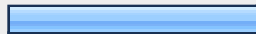


5. Do you feel the school's administrators are approachable and available to you and your child.						
	Always	Often	Sometimes	Never	Not sure	Response Count
Parent	66.9% (91)	18.4% (25)	5.1% (7)	2.2% (3)	7.4% (10)	136
Child	59.2% (74)	17.6% (22)	5.6% (7)	4.0% (5)	13.6% (17)	125
If sometimes or never, please share with us any suggestions you might have on how we can improve in this area.						18
<i>answered question</i>						141
<i>skipped question</i>						16

6. Are teachers/administrators receptive to your ideas and concerns?						
	Always	Often	Sometimes	Never	N/A	Response Count
Teachers	52.2% (72)	24.6% (34)	10.1% (14)	1.4% (2)	11.6% (16)	138
Administrators	45.7% (58)	19.7% (25)	7.1% (9)	2.4% (3)	25.2% (32)	127
Additional comments?						19
<i>answered question</i>						140
<i>skipped question</i>						17




7. When calling/emailing with a question or concern, do you receive a timely response from office staff, teachers, and administrators?						
	Always	Often	Sometimes	Never	N/A	Response Count
Office Staff	71.4% (100)	11.4% (16)	2.1% (3)	0.0% (0)	15.0% (21)	140
Teachers	73.9% (102)	13.0% (18)	8.7% (12)	0.0% (0)	4.3% (6)	138
Administrators	50.0% (68)	11.8% (16)	2.9% (4)	0.7% (1)	34.6% (47)	136
Please share with us any suggestions you might have on how we could improve in this area.						16
answered question						140
skipped question						17





8. Do you and your child feel welcome, supported, and cared for at your child's school?					
	Always	Often	Sometimes	Never	Response Count
Child	78.3% (108)	16.7% (23)	3.6% (5)	1.4% (2)	138
Parent	72.2% (96)	18.0% (24)	9.0% (12)	0.8% (1)	133
When/Where do you feel most welcome or unwelcome?					43
answered question					140
skipped question					17

9. Please rate our safety procedures, such as emergency preparedness, dropping off/picking up your child, etc...



		Response Percent	Response Count
Excellent		44.6%	62
Very good		38.1%	53
Good		12.2%	17
Needs improvement		5.0%	7
Not sure		0.0%	0
If needs improvement, Please share any ideas you have for how we can improve in this area.			28
<i>answered question</i>			139
<i>skipped question</i>			18



10. Do you feel connected to your child's school through newsletters, planner, calendars, meetings, helping in the classroom, joining in at parties, attending special programs, field trips, etc...?

		Response Percent	Response Count
Yes		85.6%	119
Somewhat		12.9%	18
Not at all		1.4%	2
Not sure		0.0%	0
If somewhat or not at all, how would you like to be more connected to your child's school?			19
<i>answered question</i>			139
<i>skipped question</i>			18






11. Please share your opinions of the CCS dress code.			
		Response Percent	Response Count
I like it, don't change anything.		67.9%	95
I like it, but it needs to be updated.		22.1%	31
I like it, but it's too restricting.		5.7%	8
I don't think it's necessary, I wish CCS didn't have a dress code.		4.3%	6
		answered question	140
		skipped question	17


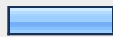


12. In what area of the school could we improve?		
		Response Count
		66
		answered question
		66
		skipped question
		91




13. Would you recommend Capital Christian Elementary School to your friends and family members?			
		Response Percent	Response Count
Yes		95.7%	132
No		4.3%	6
		If no, please share some of the reasons why not.	14
		answered question	138
		skipped question	19





14. Do you feel your child is learning and growing in his/her relationship with God at CCS?				
			Response Percent	Response Count
Yes		91.4%	128	
Somewhat		8.6%	12	
Not at all		0.0%	0	
Not sure		0.0%	0	
			Additional comments?	11
			answered question	140
			skipped question	17


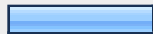



15. Please evaluate our Bible classes and chapels. (Choose as many as apply.)								
	Challenging	Interesting	Boring	Relevant to my child's life	Irrelevant to my child's life	Not sure	Response Count	
Bible classes	15.4% (21)	51.5% (70)	0.7% (1)	40.4% (55)	0.0% (0)	19.1% (26)	136	
Chapels	15.4% (21)	54.4% (74)	5.1% (7)	39.7% (54)	0.7% (1)	12.5% (17)	136	
							answered question	139
							skipped question	18




16. Please rate the quality of the education your child is receiving from CCS.			
		Response Percent	Response Count
Excellent		57.6%	80
Very good		28.1%	39
Good		8.6%	12
Needs improvement		5.0%	7
Not sure		0.7%	1
Additional comments?			21
answered question			139
skipped question			18


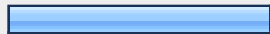



17. How confident are you in your child's teacher and their ability to teach?			
		Response Percent	Response Count
Very confident		75.5%	105
Somewhat confident		15.8%	22
Not confident at all		7.2%	10
Not sure		1.4%	2
If you are not confident, please share any suggestions you might have on how we could improve in this area.			22
answered question			139
skipped question			18

18. Do you feel your child's teacher expects and promotes academic excellence?			
		Response Percent	Response Count
Always		67.6%	94
Often		20.9%	29
Somewhat		11.5%	16
Never		0.0%	0
Not sure		0.0%	0
Additional comments?			13
answered question			139
skipped question			18

19. Please rate your child's amount of homework.			
		Response Percent	Response Count
Too much		13.9%	19
Too little		12.4%	17
Just enough		69.3%	95
Not sure		4.4%	6
Additional comments?			26
answered question			137
skipped question			20

20. Does your child's teacher set a positive tone and have control of their classroom?			
		Response Percent	Response Count
Always		56.9%	78
Often		21.9%	30
Somewhat		13.1%	18
Never		2.2%	3
Not sure		5.8%	8
Additional comments?			25
answered question			137
skipped question			20

21. Has Capital Christian Elementary School effectively communicated the available guidance services and information to you and your students, such as the resource center, counseling, etc...?			
		Response Percent	Response Count
Yes		57.7%	79
Somewhat		35.0%	48
Not at all		7.3%	10
If not, please share any suggestions you might have on how we can improve in this area.			12
answered question			137
skipped question			20





22. Do the school's discipline procedures improve student behavior?				
			Response Percent	Response Count
Always			22.6%	31
Often			40.1%	55
Sometimes			15.3%	21
Never			0.7%	1
Not sure			21.2%	29
Additional comments?				24
answered question				137
skipped question				20

23. Do you believe the discipline procedures at CCS are fair and consistent?						
	Always	Often	Sometimes	Never	Not sure	Response Count
Fair	38.0% (52)	38.7% (53)	13.1% (18)	0.7% (1)	9.5% (13)	137
Consistent	33.6% (44)	34.4% (45)	19.1% (25)	0.8% (1)	12.2% (16)	131
Additional comments?						20
answered question						138
skipped question						19

24. Do you believe your child's school encourages and monitors positive social interaction among the students by enforcing a zero tolerance policy for bullying, teasing, harassment etc...?

	Always	Often	Sometimes	Never	Not sure	Response Count
Encourages	56.9% (78)	30.7% (42)	5.8% (8)	0.7% (1)	5.8% (8)	137
Enforces	49.2% (65)	29.5% (39)	12.9% (17)	1.5% (2)	6.8% (9)	132
Additional comments?						18
answered question						138
skipped question						19



25. Considering the overall education your child receives at CCS, please rate our tuition prices.


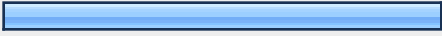
		Response Percent	Response Count
Under priced		2.9%	4
Fairly priced		61.0%	83
Slightly overpriced		30.1%	41
Overpriced		5.9%	8
Additional comments?			23
answered question			136
skipped question			21

26. How often does your child utilize the cafeteria services?			
		Response Percent	Response Count
Daily		10.2%	14
Often (1 or more times per week)		25.5%	35
Occasionally (5 or more times per month)		33.6%	46
Never		26.3%	36
Not sure		4.4%	6
		answered question	137
		skipped question	20

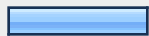

27. If you are not utilizing the cafeteria services often, please tell us why. (Choose as many as apply.)			
		Response Percent	Response Count
Food overpriced		31.3%	26
Food slightly overpriced		33.7%	28
Not enough food choices		13.3%	11
Inconvenient payment process		3.6%	3
Child does not like food choices		53.0%	44
Poor food quality		3.6%	3
Portions are too small		9.6%	8
		Additional Comments?	35
		answered question	83
		skipped question	74

28. How well is CCS developing your child's potential from a foundation of Biblical truth?						
	Excellent	Very good	Good	Needs improvement	Not sure	Response Count
Spiritually	65.9% (91)	26.8% (37)	4.3% (6)	2.2% (3)	0.7% (1)	138
Academically	57.2% (79)	29.7% (41)	6.5% (9)	5.8% (8)	0.7% (1)	138
Socially	55.8% (77)	27.5% (38)	10.9% (15)	4.3% (6)	1.4% (2)	138
Physically	51.8% (71)	32.8% (45)	12.4% (17)	1.5% (2)	1.5% (2)	137
Additional comments?						9
answered question						138
skipped question						19

29. Do you feel the philosophy of CCS has been effectively communicated to you?			
		Response Percent	Response Count
Yes		97.0%	131
No		3.0%	4
answered question			135
skipped question			22

30. If CCS offered daily student bus or van transportation to and from school, would you utilize it?			
		Response Percent	Response Count
Yes		32.6%	45
No		67.4%	93
answered question			138
skipped question			19

31. If CCS were to offer daily (before/after school) student transportation using a convenient central pick-up/drop-off location, what monthly dollar value would you pay?		
		Response Count
		55
<i>answered question</i>		55
<i>skipped question</i>		102

32. Do you know families who do not send their children to CCS because of transportation issues?			
		Response Percent	Response Count
Yes		21.1%	28
No		78.9%	105
If yes, in what area do they live?			27
<i>answered question</i>			133
<i>skipped question</i>			24

33. Please share with us if you have any suggestions or comments regarding student transportation at CCS.		Response Count
		25
<i>answered question</i>		25
<i>skipped question</i>		132